



ALELUIA CERÂMICAS

ARTISAN  
selection









## ARTISAN selection

**ARTISAN is a tribute to the Portuguese tile art, preserved by Aleluia Cerâmicas.**

**Interested in continuing the Portuguese tile tradition, Aleluia Cerâmicas preserves, until today, the tradition of hand painted tiles.**

**The Artisan selection is a tribute to this noble art, through the reproduction and reinterpretation of patterns that make us travel through history.**

ARTISAN é uma homenagem à arte azulejar portuguesa, perpetuada pela Aleluia Cerâmicas.

Procurando manter a tradição azulejar portuguesa, a Aleluia Cerâmicas mantém, até aos dias de hoje a tradição da pintura manual sobre azulejo.

A seleção Artisan é um tributo a essa nobre arte, através da reprodução e reinterpretação de padrões que nos fazem viajar pela história desta arte.

La gamme ARTISAN est un hommage à la tradition Portugaise des azulejos, perpétuée par Aleluia Cerâmicas.

Cherchant à maintenir cette tradition Portugaise, Aleluia Cerâmicas a conservée jusqu'à aujourd'hui le savoir-faire et l'authenticité de la peinture manuelle des azulejos.

La sélection de la gamme artisan est un hommage à ce noble art. Nous voyageons à travers la reproduction et la réinterprétation de ces fresques manuelles.





## Series

TANGRAM	6
MOORISH	26
CHECKERED	34
ABBEY	40
DELFT	46
FRAGMENT	52
ALBARRADA	58
URBAN ATELIER	64
SCALES	76

## Technical Informations

TECHNICAL DATA	84
RECOMMENDATIONS FOR APPLICATION AND USE	85
PACKAGES AND WEIGHTS	86
SYMBOLS	86









TANGRAM PYRAMIDE 14X14 CM PM014

# Tangram

**Creative combinations for spaces full of personality.**

Combinações criativas para espaços cheios de personalidade.

Combinaisons créatives pour des espaces pleins de personnalité.






TANGRAM PATCHWORK 14X14 CM PN001




## Corners



14x14 cm / 5.5x5.5 in




Example 1



Example 2



Example 1



Example 3





## Arrows



14x14 cm / 5.5x5.5 in




14x14x0.9 cm PM006 | C50 14x14x0.9 cm PM007 | C50 14x14x0.9 cm PM008 | C51 14x14x0.9 cm PM009 | C51




14x14x0.9 cm PM001 | C36 14x14x0.9 cm PM002 | C50 14x14x0.9 cm PM003 | C50


Example 1




Example 2



Example 3




Example 4





## Pyramide



14x14 cm / 5.5x5.5 in



14x14x0.9 cm PM014 | C50    14x14x0.9 cm PM013 | C50    14x14x0.9 cm PM011 | C51    14x14x0.9 cm PM010 | C51    14x14x0.9 cm PM012 | C51



14x14x0.9 cm PM001 | C36    14x14x0.9 cm PM002 | C50    14x14x0.9 cm PM003 | C50


Example 1




Example 2



Example 3



Example 4








## Triangle



14x14 cm / 5.5x5.5 in




Example 1




Example 2



Example 3



Example 4







## Peaks




14x14 cm / 5.5x5.5 in




Example 1




Example 2



Example 3



Example 4







## Windmill



14x14 cm / 5.5x5.5 in




14x14x0.9 cm PM022 | C51 14x14x0.9 cm PM023 | C51




14x14x0.9 cm PM001 | C36 14x14x0.9 cm PM002 | C50 14x14x0.9 cm PM003 | C50


Example 1



Example 2




Example 3








## Patchwork



14x14 cm / 5.5x5.5 in



14x14x0.9 cm (20 un)


PN001 | D46

Example 1



[www.aleluia.pt](http://www.aleluia.pt)

Example 2



TANGRAM | 25









MOORISH MARRAKESH 14X14 CM PM029

# Moorish

**Fascinating atmospheres of Arabic inspiration.**


Atmosferas fascinantes de inspiração árabe.

Atmosphère fascinante d'inspiration arabe.









14x14 cm / 5.5x5.5 in

Agadir



14x14x0.9 cm PM027 | C51



Casablanca




14x14x0.9 cm PM028 | C53



Marrakesh




14x14x0.9 cm PM029 | C53



Meknes




14x14x0.9 cm PM030 | C52



Rabat



14x14x0.9 cm PM031 | C52



6.7x14x0.9 cm JF012 | D10



6.7x14x0.9 cm JF005 | D4



6.7x14x0.9 cm JF011 | D10



6.7x14x0.9 cm JF006 | D4



6.7x14x0.9 cm JF013 | D10



6.7x14x0.9 cm JF007 | D4



6.7x14x0.9 cm JF010 | D10



6.7x14x0.9 cm JF008 | D4



14x14x0.9 cm PF001 | D18



14x14x0.9 cm PF002 | D18









CHECKERED BROWN 14X14 CM PM033

# Checkedered

**When tradition and modernity meet.**

Quando a tradição e a modernidade se cruzam.

Quand la tradition et la modernité se rencontrent.



# Checkedered



# Checkedered



14x14 cm / 5.5x5.5 in

Blue




14x14x0.9 cm PM032 | C52



Brown



14x14x0.9 cm PM033 | C52











ABBEY 14X14 CM PM026

# Abbey

**Exquisite spaces full of History and charm.**

Espaços requintados cheios de História e charme.

Espaces raffinés pleins d'Histoire et de charme.





14x14 cm / 5.5x5.5 in



14x14x0.9 cm PM024 | C52



14x14x0.9 cm PM025 | C52



14x14x0.9 cm PM026 | C52



6.7x14x0.9 cm JF001 | D7



6.7x6.7 cm JF003 | D3



6.7x14x0.9 cm JF002 | D7



6.7x6.7x0.9 cm JF004 | D3



6.7x14x0.9 cm JF002 | D7



6.7x6.7 cm JF004 | D3











DELFT 14X14 CM PN005  
DELFT 14X14 CM PM034

# Delft

## Popular art full of tradition.

Arte popular cheia de tradição.

Art populaire de pleine de tradition.





14x14 cm / 5.5x5.5 in



14x14x0.9 cm (20 un)

PN005 | D51



14x14x0.9 cm PM034 | C50



6.7x14x0.9 cm JF009 | D14











FRAGMENT 1 14X14 CM PN006  
FRAGMENT 5 14X14 CM PN010  
FRAGMENT 6 14X14 CM PN011

# Fragment

## **Fragments of a piece of art.**

Fragmentos de uma peça de arte.

Fragments d'une œuvre d'art.



# Fragment



# Fragment



14x14 cm / 5.5x5.5 in

Fragment 1



28x84 cm (14x14 cm) PN006 | D50

Fragment 2



56x84 cm (14x14 cm) PN007 | D52


Fragment 3



70x70 cm (14x14 cm)

PN008 | D53

Fragment 4



14x14x0.9 cm (10 un) PN009 | D50

Fragment 5



14x14x0.9 cm (8 un) PN010 | D49

Fragment 6



14x14x0.9 cm (10 un)

PN011 | D50

Fragment 7



14x14x0.9 cm PF003 | D35









ALBARRADA 1 14X14 CM PN002

# Albarrada

## Centenary floral art.

Arte floral centenária.

Art floral centenaire.





14x14 cm / 5.5x5.5 in

Albarrada 1



126x140 cm (14x14 cm)

PN002 | D55

Albarrada 2



98x126 cm (14x14 cm)

PN003 | D54




Albarrada 3



28x42 cm (14x14 cm)

PN004 | D48









URBAN ATELIER ATLÂNTICO 10X10 CM A5620

# Urban Atelier

**Soft textures with unique colours for customized decor.**

Suaves texturas com cores únicas para decorações personalizadas.

Textures douces avec des couleurs uniques pour des décorations personnalisées.





URBAN ATELIER SANGUE DE BOI 6.7X14 CM Q3500





URBAN ATELIER TURQUESA 10X10 CM A5100






URBAN ATELIER CAMELO 14X14 CM B5510












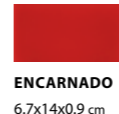
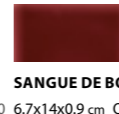



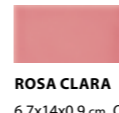
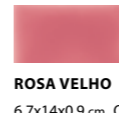
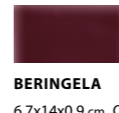



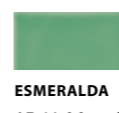
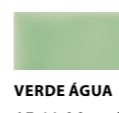




























14x14 cm / 5.5x5.5 in - 10x10 cm / 3.9x3.9 in - 7x14 cm / 2.8x5.5 in

					
<b>TANGERINA</b> 14x14x0.9 cm B2300   C36	<b>SALMÃO</b> 14x14x0.9 cm B6300   C36	<b>PAPAIA</b> 14x14x0.9 cm B6350   C39	<b>TEMPESTADE</b> 14x14x0.9 cm B6110   C36	<b>ALFAZEMA</b> 14x14x0.9 cm B6100   C36	<b>ÍNDIGO</b> 14x14x0.9 cm B2100   C36
					
<b>LARANJA</b> 14x14x0.9 cm B5200   C39	<b>ENCARNADO</b> 14x14x0.9 cm B3700   C39	<b>SANGUE DE BOI</b> 14x14x0.9 cm B3500   C39	<b>SAFIRA</b> 14x14x0.9 cm B5000   C36	<b>TEJO</b> 14x14x0.9 cm B5610   C36	<b>CELESTE</b> 14x14x0.9 cm B5930   C36
					
<b>ROSA CLARA</b> 14x14x0.9 cm B4800   C36	<b>ROSA VELHO</b> 14x14x0.9 cm B4700   C36	<b>BERINGELA</b> 14x14x0.9 cm B4500   C36	<b>TURQUESA</b> 14x14x0.9 cm B5100   C36	<b>LAGOA</b> 14x14x0.9 cm B5900   C36	<b>PETRÓLEO</b> 14x14x0.9 cm B5600   C36
					
<b>ESMERALDA</b> 14x14x0.9 cm B1420   C36	<b>VERDE ÁGUA</b> 14x14x0.9 cm B1410   C36	<b>VERDE GARRAFA</b> 14x14x0.9 cm B6210   C39	<b>ÁRTICO</b> 14x14x0.9 cm B5910   C36	<b>NÓRDICO</b> 14x14x0.9 cm B6410   C36	<b>ATLÂNTICO</b> 14x14x0.9 cm B5620   C36
					
<b>KIWI</b> 14x14x0.9 cm B5710   C36	<b>MENTA</b> 14x14x0.9 cm B1310   C36	<b>BOSQUE</b> 14x14x0.9 cm B6200   C39	<b>PÉROLA</b> 14x14x0.9 cm B2910   C36	<b>CREME</b> 14x14x0.9 cm B4310   C36	<b>MARFIM</b> 14x14x0.9 cm B2920   C36
					
<b>AMARELO</b> 14x14x0.9 cm B5800   C36	<b>ALFACE</b> 14x14x0.9 cm B4900   C36	<b>VERDE NEGRO</b> 14x14x0.9 cm B1200   C42	<b>AREIA</b> 14x14x0.9 cm B6000   C36	<b>PAPIRO</b> 14x14x0.9 cm B6010   C36	<b>CAMOMILA</b> 14x14x0.9 cm B6020   C36
					
<b>CAMURÇA</b> 14x14x0.9 cm B5500   C36	<b>CAMELO</b> 14x14x0.9 cm B5510   C36	<b>BEGE</b> 14x14x0.9 cm B0600   C36	<b>CINZA CLARO</b> 14x14x0.9 cm B6400   C36	<b>CINZA ESCURO</b> 14x14x0.9 cm B6450   C36	<b>BRANCO</b> 14x14x0.9 cm B0300   C36
					
<b>CACAU</b> 14x14x0.9 cm B0100   C36	<b>CASTANHO</b> 14x14x0.9 cm B5060   C36	<b>ÂMBAR</b> 14x14x0.9 cm B3600   C39	<b>PRETO</b> 14x14x0.9 cm B3800   C39	<b>MARINHO</b> 14x14x0.9 cm B3200   C42	<b>COBALTO</b> 14x14x0.9 cm B5010   C39





					
<b>TANGERINA</b> 10x10x0.9 cm A2300   C36	<b>SALMÃO</b> 10x10x0.9 cm A6300   C36	<b>PAPAIA</b> 10x10x0.9 cm A6350   C39	<b>TEMPESTADE</b> 10x10x0.9 cm A6110   C36	<b>ALFAZEMA</b> 10x10x0.9 cm A6100   C36	<b>ÍNDIGO</b> 10x10x0.9 cm A2100   C36
					
<b>LARANJA</b> 10x10x0.9 cm A5200   C39	<b>ENCARNADO</b> 10x10x0.9 cm A3700   C39	<b>SANGUE DE BOI</b> 10x10x0.9 cm A3500   C39	<b>SAFIRA</b> 10x10x0.9 cm A5000   C36	<b>TEJO</b> 10x10x0.9 cm A5610   C36	<b>CELESTE</b> 10x10x0.9 cm A5930   C36
					
<b>ROSA CLARA</b> 10x10x0.9 cm A4800   C36	<b>ROSA VELHO</b> 10x10x0.9 cm A4700   C36	<b>BERINGELA</b> 10x10x0.9 cm A4500   C36	<b>TURQUESA</b> 10x10x0.9 cm A5100   C36	<b>LAGOA</b> 10x10x0.9 cm A5900   C36	<b>PETRÓLEO</b> 10x10x0.9 cm A5600   C36
					
<b>ESMERALDA</b> 10x10x0.9 cm A1420   C36	<b>VERDE ÁGUA</b> 10x10x0.9 cm A1410   C36	<b>VERDE GARRAFA</b> 10x10x0.9 cm A6210   C39	<b>ÁRTICO</b> 10x10x0.9 cm A5910   C36	<b>NÓRDICO</b> 10x10x0.9 cm A6410   C36	<b>ATLÂNTICO</b> 10x10x0.9 cm A5620   C36
					
<b>KIWI</b> 10x10x0.9 cm A5710   C36	<b>MENTA</b> 10x10x0.9 cm A1310   C36	<b>BOSQUE</b> 10x10x0.9 cm A6200   C39	<b>PÉROLA</b> 10x10x0.9 cm A2910   C36	<b>CREME</b> 10x10x0.9 cm A4310   C36	<b>MARFIM</b> 10x10x0.9 cm A2920   C36
					
<b>AMARELO</b> 10x10x0.9 cm A5800   C36	<b>ALFACE</b> 10x10x0.9 cm A4900   C36	<b>VERDE NEGRO</b> 10x10x0.9 cm A1200   C42	<b>AREIA</b> 10x10x0.9 cm A6000   C36	<b>PAPIRO</b> 10x10x0.9 cm A6010   C36	<b>CAMOMILA</b> 10x10x0.9 cm A6020   C36
					
<b>CAMURÇA</b> 10x10x0.9 cm A5500   C36	<b>CAMELO</b> 10x10x0.9 cm A5510   C36	<b>BEGE</b> 10x10x0.9 cm A0600   C36	<b>CINZA CLARO</b> 10x10x0.9 cm A6400   C36	<b>CINZA ESCURO</b> 10x10x0.9 cm A6450   C36	<b>BRANCO</b> 10x10x0.9 cm A0300   C36
					
<b>CACAU</b> 10x10x0.9 cm A0100   C36	<b>CASTANHO</b> 10x10x0.9 cm A5060   C36	<b>ÂMBAR</b> 10x10x0.9 cm A3600   C39	<b>PRETO</b> 10x10x0.9 cm A3800   C39	<b>MARINHO</b> 10x10x0.9 cm A3200   C42	<b>COBALTO</b> 10x10x0.9 cm A5010   C39

					
<b>TANGERINA</b> 6.7x14x0.9 cm Q2300   C37	<b>SALMÃO</b> 6.7x14x0.9 cm Q6300   C37	<b>PAPAIA</b> 6.7x14x0.9 cm Q6350   C40	<b>TEMPESTADE</b> 6.7x14x0.9 cm Q6110   C37	<b>ALFAZEMA</b> 6.7x14x0.9 cm Q6100   C37	<b>ÍNDIGO</b> 6.7x14x0.9 cm Q2100   C37
					
<b>LARANJA</b> 6.7x14x0.9 cm Q5200   C40	<b>ENCARNADO</b> 6.7x14x0.9 cm Q3700   C40	<b>SANGUE DE BOI</b> 6.7x14x0.9 cm Q3500   C40	<b>SAFIRA</b> 6.7x14x0.9 cm Q5000   C37	<b>TEJO</b> 6.7x14x0.9 cm Q5610   C37	<b>CELESTE</b> 6.7x14x0.9 cm Q5930   C37
					
<b>ROSA CLARA</b> 6.7x14x0.9 cm Q4800   C37	<b>ROSA VELHO</b> 6.7x14x0.9 cm Q4700   C37	<b>BERINGELA</b> 6.7x14x0.9 cm Q4500   C37	<b>TURQUESA</b> 6.7x14x0.9 cm Q5100   C37	<b>LAGOA</b> 6.7x14x0.9 cm Q5900   C37	<b>PETRÓLEO</b> 6.7x14x0.9 cm Q5600   C37
					
<b>ESMERALDA</b> 6.7x14x0.9 cm Q1420   C37	<b>VERDE ÁGUA</b> 6.7x14x0.9 cm Q1410   C37	<b>VERDE GARRAFA</b> 6.7x14x0.9 cm Q6210   C40	<b>ÁRTICO</b> 6.7x14x0.9 cm Q5910   C37	<b>NÓRDICO</b> 6.7x14x0.9 cm Q6410   C37	<b>ATLÂNTICO</b> 6.7x14x0.9 cm Q5620   C37
					
<b>KIWI</b> 6.7x14x0.9 cm Q5710   C37	<b>MENTA</b> 6.7x14x0.9 cm Q1310   C37	<b>BOSQUE</b> 6.7x14x0.9 cm Q6200   C40	<b>PÉROLA</b> 6.7x14x0.9 cm Q2910   C37	<b>CREME</b> 6.7x14x0.9 cm Q4310   C37	<b>MARFIM</b> 6.7x14x0.9 cm Q2920   C37
					
<b>AMARELO</b> 6.7x14x0.9 cm Q5800   C37	<b>ALFACE</b> 6.7x14x0.9 cm Q4900   C37	<b>VERDE NEGRO</b> 6.7x14x0.9 cm Q1200   C43	<b>AREIA</b> 6.7x14x0.9 cm Q6000   C37	<b>PAPIRO</b> 6.7x14x0.9 cm Q6010   C37	<b>CAMOMILA</b> 6.7x14x0.9 cm Q6020   C37
					
<b>CAMURÇA</b> 6.7x14x0.9 cm Q5500   C37	<b>CAMELO</b> 6.7x14x0.9 cm Q5510   C37	<b>BEGE</b> 6.7x14x0.9 cm Q0600   C37	<b>CINZA CLARO</b> 6.7x14x0.9 cm Q6400   C37	<b>CINZA ESCURO</b> 6.7x14x0.9 cm Q6450   C37	<b>BRANCO</b> 6.7x14x0.9 cm Q0300   C37
					
<b>CACAU</b> 6.7x14x0.9 cm Q0100   C37	<b>CASTANHO</b> 6.7x14x0.9 cm Q5060   C37	<b>ÂMBAR</b> 6.7x14x0.9 cm Q3600   C40	<b>PRETO</b> 6.7x14x0.9 cm Q3800   C40	<b>MARINHO</b> 6.7x14x0.9 cm Q3200   C43	<b>COBALTO</b> 6.7x14x0.9 cm Q5010   C40









# Scales

**A creative way to dress up walls.**


Uma forma criativa de vestir paredes.

Une façon créative d'habiller les murs.







13.5x15 cm / 5.3x5.9 in



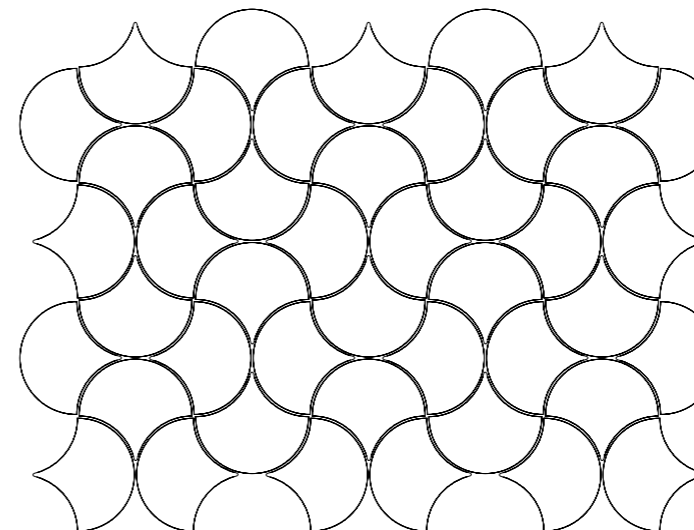
Example 1



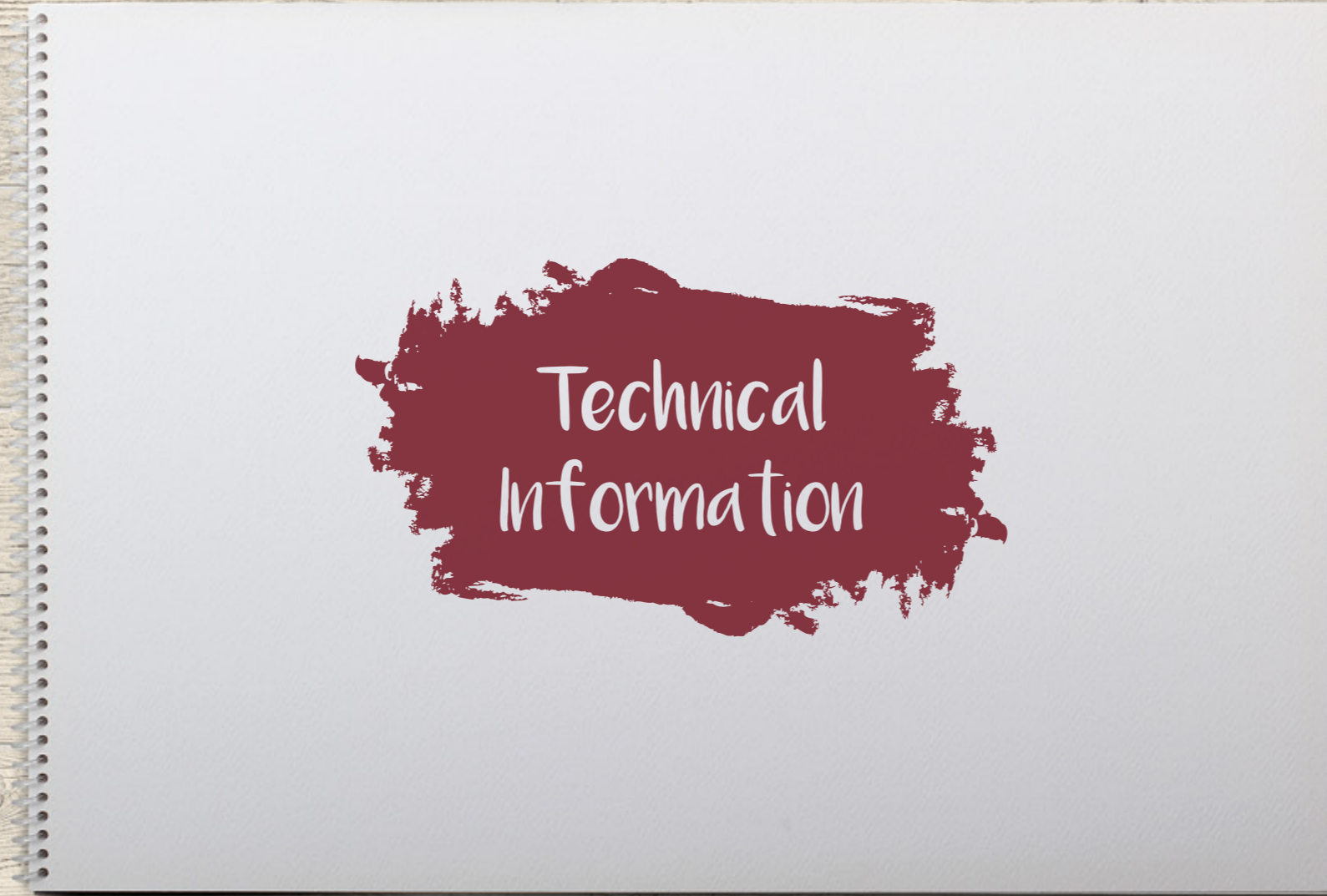
Example 2



Example 3











## WALL TILES (C) . REVESTIMENTOS (C) . REVÊTEMENTS (C)

FEATURES CARACTERÍSTICAS CARACTERÍSTIQUES	NORM NORMA NORME	SPECIFICATION EN 14411 GROUP BIII-GL ESPECIFICAÇÃO EN 14411 GRUPO BIII-GL SPECIFICATION EN 14411 GROUPE BIII-GL	ALELUIA SPECIFICATION ESPECIFICAÇÃO SPÉCIFICATION
SIZE TOLERANCE (%) TOLERÂNCIAS DIMENSIONAIS (%) TOLERANCE S DIMENSIONNELLES (%)	EN ISO 10545-2	±0.5 MAXIMUM VALUE ± 2 MM VALOR MÁXIMO ± 2 MM VALEUR MAXIMUM ± 2 MM	IN ACCORDANCE CONFORME SELON LE CAS
THICKNESS (%) ESPESSURA (%) ÉPAISSEUR (%)		±10 MAXIMUM VALUE ± 0.5 MM VALOR MÁXIMO ± 0.5 MM VALEUR MAXIMUM ± 0.5 MM	IN ACCORDANCE CONFORME SELON LE CAS
RECTILINEARITY (%) RETILINEARIDADE (%) RECTILINÉARITÉ (%)		±0.3 MAXIMUM VALUE ± 1.5 MM VALOR MÁXIMO ± 1.5 MM VALEUR MAXIMUM ± 1.5 MM	IN ACCORDANCE CONFORME SELON LE CAS
ORTHOGONALITY (%) ORTOGONALIDADE (%) ORTHOGONALITÉ (%)		±0.5 MAXIMUM VALUE ± 2 MM VALOR MÁXIMO ± 2 MM VALEUR MAXIMUM ± 2 MM	IN ACCORDANCE CONFORME SELON LE CAS
FLATNESS PLANARIDADE PLANARITÉ	CENTRAL CURVATURE (%) CURVATURA CENTRAL (%) COURBURE CENTRALE (%)	-0.3/+0.5 MAXIMUM VALUE FROM -1.5 MM TO 2 MM VALOR MÁXIMO DE -1.5 MM A 2 MM VALEUR MAXIMUM DE -1.5 MM A 2 MM	-0.1/+0.2
	LATERAL CURVATURE (%) CURVATURA LATERAL (%) COURBURE LATÉRALE (%)	-0.3/+0.5 MAXIMUM VALUE FROM -1.5 MM TO 2 MM VALOR MÁXIMO DE -1.5 MM A 2 MM VALEUR MAXIMUM DE -1.5 MM A 2 MM	-0.1/+0.2
	DIAGONAL DEFLECTION (%) FLECHA À DIAGONAL (%) FLECHE EN DIAGONALE (%)	±0.5 MAXIMUM VALUE ± 2 MM VALOR MÁXIMO ± 2 MM VALEUR MAXIMUM ± 2 MM	-0.1/+0.25
WATER ABSORPTION (%) ABSORÇÃO DE ÁGUA (%) ABSORPTION D'EAU (%)	EN ISO 10545-3	10 A 20	15 ± 4
MODULUS OF RUPTURE (N / MM²) MÓDULO DE RUTURA (N / MM²) MODULE DE RUPTURE (N / MM²)	EN ISO 10545-4	THICKNESS C/ESPESSURA ÉPAISSEUR ≥ 7.5MM ≥ 12	THICKNESS C/ESPESSURA ÉPAISSEUR ≥ 7.5MM ≥ 13 (5)
	FLEXION RESISTANCE (N) RESISTÊNCIA À FLEXÃO (N) RÉSISTANCE À LA FLEXION (N)	EN ISO 10545-4	THICKNESS C/ESPESSURA ÉPAISSEUR ≥ 7.5MM ≥ 600
THERMAL SHOCK RESISTANCE RESISTÊNCIA AO CHOQUE TÉRMICO RÉSISTANCE AUX ÉCARTS DE TEMPÉRATURE	EN ISO 10545-9	WHEN REQUIRED QUANDO EXIGIDA CUANDO REQUERIDO	RESISTANT RESISTENTE RÉSISTENTE
CRACK RESISTANCE RESISTÊNCIA AO FENDILHAMENTO RÉSISTANCE AUX CRAQUERE	EN ISO 10545-11	RESISTANT RESISTENTE RÉSISTANT	RESISTANT RESISTENTE RÉSISTANT
STAIN RESISTANCE RESISTÊNCIA ÀS MANCHAS RÉSISTANCE AUX TÂCHES	EN ISO 10545-14	MINIMUM CLASS 3 MÍNIMO CLASSE 3 MINIMUM CLASSE 3	CLASS 4 OR 5 CLASSE 4 OU 5 CLASSE 4 OU 5
CHEMICAL RESISTANCE RESISTÊNCIA QUÍMICA RÉSISTANCE AUX AGENTS CHIMIQUES	EN ISO 10545-13	MINIMUM CLASS GB (1) (1A) MÍNIMO CLASSE GB (1) (1A) MINIMUM CLASSE GB (1) (1A)	CLASS GA (1) (1A) CLASSE GA (1) (1A) CLASSE GA (1) (1A)

(c) Single Fired White Body Wall Tiles EN 14411 - Group BIII-gl (1st choice)

(c) Revestimentos Cerâmicos de Pasta Branca Porosa - EN 14411 - Grupo BIII-gl (1ª escolha)

(c) Revêtement Céramique en Pâte Blanche Classifié en accord avec la EN 14411 - Groupe BIII-gl (1er choix)

(1) Domestic detergents and Pool salts

(1) Detergentes domésticos e Sais de piscina

(1) Détergents ménagers et Sels de piscine

(1a) Acids and bases (low concentration) – To be indicated by the producer – Product by Product

(1a) Ácidos e Bases (baixa concentração) – A indicar pelo produtor - Produto a Produto

(1a) Acides et Bases (Faible concentration) – A indiquer par le Producteur- Produit par Produit

(5) Formats: 6.7x14; 10x10; 14x14x0.9 cm

(5) Formatos: 6.7x14; 10x10; 14x14x0.9 cm

(5) Formats: 6.7x14; 10x10; 14x14x0.9 cm

## MATERIAL

BEFORE APPLICATION, PLEASE MAKE SURE THAT THE BOXES MATCH IN TERMS REFERENCE, LOT AND CALIBRE NUMBERS AND IF THE QUANTITY IS SUFFICIENT TO COMPLETE THE PROJECT, TAKING INTO CONSIDERATION A MARGIN OF ERROR.

OPEN 3 OR 4 BOXES AND SPREAD OUT VARIOUS PIECES IN ORDER TO VERIFY THAT THEY ARE ALL INDEED OF THE SAME LOT AND CALIBRE. NEVER APPLY DIFFERENT LOTS ON THE SAME SURFACE.

FOR BETTER RESULTS IN TERMS OF COLOUR HOMOGENEITY, AT LEAST 3 BOXES SHOULD ALL BE USED AT THE SAME TIME.

THE DECORATIVE FINISHES FROM ALELUIA CERÁMICAS PRODUCED IN A THIRD FIRING RESULT FROM SPECIAL DECORATIVE PROCESSES AND MAY RESULT IN SLIGHT VARIATIONS OF TONE. THESE PIECES REQUIRE AN EVEN MORE SPECIAL HANDLING TO AVOID SCRATCHES AND IRREVERSIBLE DAMAGE. THE SURFACE SHOULD BE PROTECTED DURING THE APPLICATION TO AVOID CONTACT WITH THE MORTAR. EXCESS MORTAR SHOULD BE CLEANED IMMEDIATELY WITH A CLEAN SPONGE AND ABUNDANT WATER. ABRASIVE OR ACIDIC CLEANING AGENTS MUST NOT BE USED.

NOTE: WHEN APPLYING THE PIECES IN THE SAME DIRECTION, THERE MAY BE A SLIGHT MISALIGNMENT OF THE SMOOTH OR LINED PART, THIS BEING A CHARACTERISTIC OF THE PRODUCT ITSELF.

## MATERIAL

PREVIAMENTE À APLICAÇÃO DO MATERIAL POR FAVOR VERIFICAR SE AS CAIXAS POSSUEM A MESMA REFERÊNCIA, LOTE E CALIBRE, SE A QUANTIDADE É SUFICIENTE PARA EFETUAR A OBRA E SE TEM UMA QUANTIDADE COMO MARGEM DE PREVENÇÃO.

ABRIR 3 OU 4 CAIXAS ESPALHANDO VÁRIAS PEÇAS DE FORMA A AVERIGUAR A EXISTÊNCIA DE UM ÚNICO LOTE E CALIBRE. NUNCA APLICAR NA MESMA SUPERFÍCIE LOTES DIFERENTES.

PARA UMA MELHOR HOMOGENEIDADE DE COR, DEVERÃO UTILIZAR-SE PELO MENOS 3 CAIXAS EM SIMULTÂNEO.

AS DECORAÇÕES DA ALELUIA CERÁMICAS PRODUZIDAS EM 3.º FOGO RESULTAM DE PROCESSOS DE DECORAÇÃO ESPECIAIS QUE PODEM ORIGINAR UMA LIGEIRA VARIAÇÃO DE TONALIDADE. ESTAS PEÇAS REQUEREM AINDA UM MANUSEAMENTO CUIDADOSO DE FORMA A EVITAR RISCOS OU DANOS IRREVERSÍVEIS. A SUA SUPERFÍCIE DEVE DE SER PROTEGIDA DURANTE A APLICAÇÃO IMPEDINDO O CONTACTO DAS ARGAMASSAS. OS EXCEDENTES DAS ARGAMASSAS DEVERÃO DE SER LIMPOS DE IMEDIATO COM UMA ESPONJA LIMPA E BASTANTE ÁGUA, SENDO INTERDITO O USO DE AGENTES DE LIMPEZA ABRASIVOS OU ÁCIDOS.

NOTA: AO APLICAR AS PEÇAS NA MESMA DIREÇÃO, PODERÁ EXISTIR UM LIGEIRO DESALINHAMENTO DA PARTE LISA OU DAS RISCAS, SENDO ESTE UMA CARACTERÍSTICA DO PRÓPRIO PRODUTO.

## MATÉRIEL

AVANT LA POSE DU MATÉRIEL, VEUILLEZ VÉRIFIER SI LES BOÎTES ONT TOUTES LES MÊMES RÉFÉRENCE, LOT ET CALIBRE, SI LA QUANTITÉ EST SUFFISANTE POUR EFFECTUER L'OUVRAGE ET SI VOUS AVEZ UNE QUANTITÉ SUFFISANTE DE RÉSERVE.

OUVREZ 3 OU 4 BOÎTES EN ÉPARPILLANT LES DIFFÉRENTS CARREAUX AFIN DE VOUS ASSURER QU'IL Y A UN SEUL LOT ET CALIBRE. N'APPLIQUEZ JAMAIS DES LOTS DIFFÉRENTS SUR LA MÊME SURFACE.

POUR UNE MEILLEURE HOMOGENÉISATION DE LA COULEUR, VOUS DEVREZ UTILISER AU MOINS 3 BOÎTES EN SIMULTANÉ.

LES DÉCORATIONS ALELUIA CERÁMICAS PRODUITES EN 3ÈME FEU RÉSULTENT DE PROCESSUS SPÉCIAUX DE DÉCORATION QUI PEUVENT ENTRAÎNER UNE LÉGÈRE VARIATION DE TONALITÉ. CES CARREAUX EXIGENT ÉGALEMENT UN MANIEMENT PRUDENT AFIN D'ÉVITER DES RISQUES OU DES DOMMAGES IRREVERSIBLES. LEUR SURFACE DOIT ÊTRE PROTÉGÉE PENDANT LA POSE, EN EMPÊCHANT LE CONTACT DES MORTIERS. LE SURPLUS DE MORTIER DEVRA ÊTRE IMMÉDIATEMENT ENLEVÉ À L'AIDE D'UNE ÉPONGE PROPRE ET AVEC BEAUCOUP D'EAU; L'USAGE D'AGENTS DE NETTOYAGE, ABRASIFS OU ACIDES, EST INTERDIT.

NOTE: EN APPLIQUANT LES CARREAUX DANS LA MÊME DIRECTION, IL POURRA Y AVOIR UN LÉGER DÉCALIGNEMENT DE LA PARTIE LISSE OU DES RAYURES, CECI ÉTANT UNE CARACTÉRISTIQUE DU PRODUIT-MÊME.

## SUPPORT SURFACE / EPOXIES / JOINTS

CHECK THAT THE SUPPORT SURFACE IS LEVEL, CONSISTENT, DRY AND FREE FROM DUST OR GREASE.

USE THE APPROPRIATE EPOXY FOR EACH TYPE OF PRODUCT, TAKING INTO CONSIDERATION THE SUPPORT SURFACE, THE FORMAT AND THE PRODUCT'S FINALITY (INTERIOR, EXTERIOR, FLOOR OR WALL COVERING). FOLLOW THE INSTRUCTIONS PROVIDED BY THE EPOXY MANUFACTURER, NAMELY: AMOUNT / M², DISTRIBUTION AND DRYING TIMES.

APPLY THE EPOXY OVER THE SUPPORT SURFACE AND COMB IT WITH A NOTCHED TROWEL TO REGULARISE THE THICKNESS. HEAVIER OR LARGER PIECES SHOULD BE EPOXIED TWICE. PLACE THE TILES AND PRESS THEM UNTIL THE GROOVES ARE LEVEL. MAKE SURE THAT NO AIR BUBBLES EXIST UNDERNEATH THE TILE.

THE JOINTS BETWEEN THE PIECES, BOTH AS FLOOR AND AS WALL COVERINGS, HAVE IMPORTANT TECHNICAL FUNCTIONS (ABSORPTION OF THE SUPPORT DEFORMATIONS) AS WELL AS AESTHETIC ONES. THEREFORE, JOINTS WITH CHARACTERISTICS THAT ARE APPROPRIATE TO THE LOCATION AND PURPOSE SHOULD BE USED.

AFTER GROUTING, FOLLOW THE CLEANING INSTRUCTIONS PROVIDED BY THE MANUFACTURER.

WE RECOMMEND THE USE OF DARK COLOURED JOINTS, AND THAT THEY SHOULD BE TESTED ON SOME RESERVE PIECES FIRST, TO ANALYSE THE RESULT. CAREFUL AND FREQUENT CLEANING SHOULD OCCUR DURING THEIR APPLICATION. IF NECESSARY, PROTECT THE PIECES WITH A PRODUCT RECOMMENDED TO AVOID INCRUSTATION OF THE MORTAR'S COLOUR IN THE JOINTS.

APPLY THE JOINTS USING THE APPROPRIATE MORTAR 24 HOURS AFTER THE EPOXY APPLICATION, USING THE APPROPRIATE TROWEL.

## SUPORTE / COLAS / JUNTAS

VERIFICAR SE O SUPORTE ESTÁ PLANO, CONSISTENTE, LIMPO, SECO E ISENTO DE PO E GORDURAS.

UTILIZAR COLAS APROPRIADAS PARA CADA TIPOLOGIA DE PRODUTO, TENDO TAMBÉM EM CONTA O SUPORTE, O FORMATO E O FIM A QUE SE DESTINA (INTERIOR, EXTERIOR, PAVIMENTO, REVESTIMENTO). SEGUIR AS INSTRUÇÕES INDICADAS PELO FABRICANTE DE COLAS, NOMEADAMENTE: CONSUMOS / M², DISTRIBUIÇÃO E TEMPO.

APLICAR A COLA SOBRE O SUPORTE E PENTEÁ-LO COM UMA TALOCHA DENTADA PARA REGULARIZAR A ESPESSURA. EM PEÇAS DE PESO OU FORMATO ELEVADO EFETUAR UMA COLAGEM DUPLA. COLOCAR AS PEÇAS E PRESSIONÁ-LAS ATÉ CONSEGUIR O NIVELAMENTO DOS SULCOS. DEVERÁ GARANTIR-SE A INEXISTÊNCIA DE BOLSAS DE AR SOB A PEÇA.

AS JUNTAS ENTRE AS PEÇAS, TANTO EM PAVIMENTO COMO EM REVESTIMENTO, EXERCEM IMPORTANTES FUNÇÕES TÉCNICAS (ABSORVEM AS DEFORMAÇÕES DO SUPORTE) E ESTÉTICAS. ASSIM DEVE-SE UTILIZAR JUNTAS COM CARACTERÍSTICAS ADEQUADAS AO LOCAL E À SUA FINALIDADE.

APÓS REJUNTAMENTO, RESPEITAR AS INSTRUÇÕES DE LIMPEZA INDICADAS PELO FABRICANTE.

ACONSELHAMOS QUE SE USE JUNTAS DE CORES ESCURAS E SE FAÇA UM TESTE EM PEÇAS DE RESERVA PARA ANALISAR O SEU COMPORTAMENTO. DEVERÁ SER FEITA UMA LIMPEZA CUIDADOSA E FREQUENTE DURANTE O ASSENTAMENTO. SE NECESSÁRIO DEVE-SE PROTEGER AS PEÇAS COM UM PRODUTO APROPRIADO PARA EVITAR A INCRUSTAÇÃO DA COR DA ARGAMASSA DAS JUNTAS.

BETUMAR AS JUNTAS COM ARGAMASSAS PRÓPRIAS PARA JUNTAS APÓS 24 HORAS DA APLICAÇÃO DA COLA, UTILIZANDO UMA TALOCHA APROPRIADA.

## SUPPORT / COLLES / JOINTS

VÉRIFIER SI LE SUPPORT EST PLAT, CONSISTANT, PROPRE, SEC ET EXEMPT DE POUSSIÈRE ET DE GRAISSSES.

UTILISER DES COLLES ADAPTÉES À CHAQUE TYPOLOGIE DE PRODUIT, EN TENANT ÉGALEMENT COMPTE DU SUPPORT, DU FORMAT ET DU BUT AUQUEL IL SE DESTINE (INTÉRIEUR, EXTÉRIEUR, SOLS, REVÊTEMENT). SUIVEZ LES CONSIGNES INDICUÉES PAR LE FABRICANT DE COLLES, NOTAMMENT: CONSOMMATIONS / M², REPARTITION ET TEMPS.

APPLIQUEZ LA COLLE SUR LE SUPPORT ET PEIGNEZ-LE À L'AIDE D'UNE BROSSE INDIQUÉE À CET EFFET POUR UNIFORMISER L'ÉPAISSEUR. EN CAS DE CARREAUX LOURDS OU DE GRAND FORMAT, EFFECTUEZ UN DOUBLE COLLAGE. PLACEZ LES CARREAUX ET APPUYEZ DESSUS JUSQU'À CE QUE VOUS RÉUSSISSEZ LE NIVELLEMENT DES RAINURES. VOUS DEVREZ VOUS ASSURER DE L'INEXISTENCE DE BULLES D'AIR SOUS LES CARREAUX.

LES JOINTS ENTRE LES PIÈCES, EN TANT QUE CARREAUX DE MUR ET DE SOL, ONT DES FONCTIONS TECHNIQUES IMPORTANTES (ABSORBENT LA DÉFORMATION DU SUPPORT) ET ESTHÉTIQUE. DONC, IL DOIT ÊTRE UTILISÉ DES JOINS AVEC DES CARACTÉRISTIQUES APPROPRIÉES AU LIEU ET À L'UTILISATION PRÉVUE.

APRÈS LE JOINTOIEMENT, RESPECTER LES INSTRUCTIONS DE NETTOYAGE FOURNIES PAR LE FABRICANT.

NOUS VOUS CONSEILLONS D'UTILISER DES JOINTS DE COULEURS FONCÉES ET DE FAIRE UN TEST SUR DES CARREAUX DE RESERVE POUR ANALYSER LEUR COMPORTEMENT. IL FAUDRA FAIRE UN NETTOYAGE SOIGNÉ ET FRÉQUENT PENDANT LA POSE. SI NECESSAIRE, IL FAUT PROTÉGER LES CARREAUX AVEC UN PRODUIT SPÉCIAL POUR ÉVITER L'INCRUSTATION DE LA COULEUR DE MORTIER DES JOINTS.

MASTIQUEZ LES JOINTS AVEC DU MORTIER ADAPTÉ POUR DES JOINTS, 24 HEURES APRÈS L'APPLICATION DE LA COLLE, EN UTILISANT UNE BROSSE INDIQUÉE À CET EFFET.

## CLEANING AND MAINTENANCE

30 MINUTES AFTER APPLICATION, START THE CLEANING OF THE RESIDUES OF THE JOINT PRODUCT WITH A DAMP SPONGE. WHEN THE PRODUCT HAS COMPLETELY HARDENED, CARRY OUT A GENERAL CLEANING WITH A DRY CLOTH.

DURING MAINTENANCE OF CERAMIC FLOOR AND WALL COVERINGS, WE RECOMMEND FREQUENT CLEANING OF SURFACES WITH HOUSEHOLD CLEANING PRODUCTS. IN AREAS LEADING TO THE OUTSIDE, USE MATS TO AVOID SAND COMING INTO CONTACT WITH THE FLOOR COVERING AND CAUSING DAMAGE.

DURING THE CLEANING AND MAINTENANCE, THE USE OF TOOLS OR ABRASIVE WITH HIGH CONCENTRATION CLEANING PRODUCTS WHICH MAY SCRATCH OR DAMAGE THE SURFACE OF TILES WITH DECORATIVE DESIGNS IS STRONGLY INADVISABLE.

WE RECOMMEND THAT WITH PORCELAIN TILE PRODUCTS NORMAL CLEANING BE DONE WITH WATER.

PRODUCTS WITH A RUSTIC OR ANTI-SLIP FINISH SHOULD BE CLEANED WITH A STRONG FIBRE BRUSH TO ELIMINATE GRIME.

## LIMPEZA E MANUTENÇÃO

PASSADOS 30 MINUTOS DA BETUMAÇÃO, PODERÁ COMEÇAR A LIMPEZA ELIMINANDO OS RESTOS DO PRODUTO DAS JUNTAS COM UMA ESPONJA HÚMIDA. COM O PRODUTO JÁ ENDURECIDO REALIZAR UMA LIMPEZA GERAL COM UM PANO SECO.

NA MANUTENÇÃO DOS PAVIMENTOS E REVESTIMENTOS CERÁMICOS ACONSELHAMOS A LIMPEZA FREQUENTE DAS SUPERFÍCIES COM PRODUTOS DE LIMPEZA DOMÉSTICOS E NAS ÁREAS DE LIGAÇÃO AO EXTERIOR O USO DE TAPETES PARA EVITAR A CIRCULAÇÃO DE AREIAS QUE DANIFICAM QUALQUER TIPO DE PAVIMENTO.

NA LIMPEZA E MANUTENÇÃO DOS DECORADOS É INTERDITO O USO DE UTENSÍLIOS E PRODUTOS DE LIMPEZA ABRASIVOS E DE ELEVADA CONCENTRAÇÃO QUE O POSSAM RISCAR OU DANIFICAR.

NOS PRODUTOS DE PORCELANATO ACONSELHAMOS QUE A LIMPEZA DIÁRIA SEJA FEITA COM ÁGUA.

NOS PRODUTOS COM ACABAMENTO RÚSTICO E ANTI-DERRAPANTE SUGERIMOS O USO DE UMA ESCOVA DE FIBRA DURA, PARA ELIMINAR A SUJIDADE.

## NETTOYAGE ET ENTRETIEN

30 MINUTES APRÈS LE MASTIQUAGE, VOUS POURREZ COMMENCER À NETTOYER EN ÉLIMINANT LES RESTES DU PRODUIT DES JOINTS À L'AIDE D'UNE ÉPONGE HUMIDE. UNE FOIS LE PRODUIT DURCI, IL FAUT EFFECTUER UN NETTOYAGE GÉNÉRAL À L'AIDE D'UN CHIFFON SEC.

DANS L'ENTRETIEN DES SOLS ET DES REVÊTEMENTS CÉRAMIQUES, NOUS VOUS CONSEILLONS LE NETTOYAGE FRÉQUENT DES SURFACES AVEC DES PRODUITS DE NETTOYAGE MÉNAGERS ET SUR LES ZONES DE LIAISON À L'EXTÉRIEUR, L'USAGE D'UN TAPIS POUR ÉVITER LA CIRCULATION DE SABLES QUI ENDOMMAGENT TOUT TYPE DE SOLS.

LORS DU NETTOYAGE ET DE L'ENTRETIEN DES CARREAUX DÉCORÉS, IL EST INTERDIT D'UTILISER DES USTENSILES ET DES PRODUITS ABRASIFS DE HAUTE CONCENTRATION DE NETTOYAGE QUI PEUVENT LE RAYER OU L'ENDOMMAGER.

SUR LES PRODITS EN GRÈS CÉRAME, NOUS VOUS CONSEILLONS UN NETTOYAGE QUOTIDIEN AVEC DE L'EAU.


SUR LES PRODITS AVEC UNE FINITION RUSTIQUE ET ANTIDÉRRAPANTE, NOUS SUGGÉRONS L'USAGE D'UNE BROSSE DE FIBRE DURE, POUR ÉLIMINER LA SALETTE.



# Packages and Weights



## WALL TILES . REVESTIMENTOS . REVÊTEMENTS

SIZES (CM) DIMENSÃO (CM) FORMAT (CM)	PIECES / SQM PEÇAS / M <sup>2</sup> PIÈCES / M <sup>2</sup>	WEIGHT / SQM PESO / M <sup>2</sup> POIDS / M <sup>2</sup>	PIECES / BOX PEÇAS / CX PIÈCES / BOÎTE	SQM / BOX M <sup>2</sup> / CX M <sup>2</sup> / BOÎTE	WEIGHT / BOX PESO / CX POIDS / BOÎTE	BOX / PALLET CX / PALETTE BOÎTE / PALETTE	SQM / PALLET M <sup>2</sup> / PALETTE M <sup>2</sup> / PALETTE	WEIGHT / PALLET PESO / PALETTE POIDS / PALETTE	CM / PALLET CM / PALETTE CM / PALETTE	PALLET / TRUCK PALETTE / CAMIÃO PALETTE / CAMION
				M <sup>2</sup>	KG	CX	M <sup>2</sup>	KG	A X B X C (CM) A B C	
ABBEY - 14x14x0.9	51.76	14.88	10	0.193	2.88	-	-	-	-	-
CHECKERED - 14x14x0.9	51.76	14.88	10	0.193	2.88	-	-	-	-	-
DELFT - 14x14x0.9	51.76	14.88	10	0.193	2.88	-	-	-	-	-
MOORISH - 14x14x0.9	51.76	14.88	10	0.193	2.88	-	-	-	-	-
TANGRAM - 14x14x0.9	51.76	14.88	10	0.193	2.88	-	-	-	-	-
SCALES - 13.5x15x1	90.70	16.80	14	0.154	2.60	-	-	-	-	-
URBAN ATELIER - 14x14x0.9	52.08	14.58	25	0.480	7.00	138	66.24	986	80X120X100	24
URBAN ATELIER - 10x10x0.9	100.00	15.20	25	0.250	3.80	224	56.000	871	80X120X95	27
URBAN ATELIER - 6.7x14x0.9	106.61	15.00	25	0.230	3.45	276	63.48	972	80X120X100	25

# Symbols



**WALL / WALL TILES**  
Revestimento . Revêtements



**THICKNESS**  
Espessura . Épaisseur



**SHINE**  
Brilho . Brillant

**ALELUIA CERÂMICAS RESERVES THE RIGHT TO DELETE OR MODIFY, AT ANY TIME, PARTIALLY OR COMPLETELY, ANY DATA INCLUDED IN THIS CATALOGUE WITHOUT ANY NOTICE, SUCH AS: SERIES, FORMATS, COLOURS, REFERENCES AND PRICE GROUPS.**

**THE COLOURS OF THE SERIES/PRODUCTS ARE MERELY APPROXIMATE. SHADES MAY DIFFER SLIGHTLY.**

A ALELUIA CERÂMICAS RESERVA O DIREITO EM QUALQUER MOMENTO DE ELIMINAR OU MODIFICAR, TOTAL OU PARCIALMENTE QUALQUER DADO DESTE CATÁLOGO SEM AVISO PRÉVIO, TAIS COMO: SÉRIES, FORMATOS, CORES, REFERÊNCIAS E GRUPOS DE PREÇOS.

AS CORES DAS SÉRIES/PRODUTOS SÃO MERAMENTE INDICATIVAS E PODEM APRESENTAR LIGEIRAS DIFERENÇAS DE TONALIDADES.

ALELUIA CERAMICAS SE RÉSERVE LE DROIT, À TOUT MOMENT DE SUPPRIMER OU MODIFIER, TOTALEMENT OU PARTIELLEMENT LES ÉLÉMENTS DE CE CATALOGUE SANS PRÉAVIS, TEL QUE : SÉRIE, FORMATS, COULEURS, RÉFÉRENCES ET GROUPES DE PRIX.

LE COULEUR DES SÉRIE/PRODUITS EST PUREMENT INDICATIF ET PEUT PRÉSENTER DE LÉGÈRE DIFFÉRENCE DE TONALITÉ.





ARTISAN

selection





ALELUIA CERÂMICAS

HEAD OFFICE : SEDE . SIÉGE  
HAUPTGESCHÄFTSSITZ

ALELUIA CERÂMICAS, S.A.  
QUINTA DO SIMÃO | APT 3024  
ESGUEIRA | 3801-101 AVEIRO | PORTUGAL  
TEL (+351) 234 305 600 | FAX (+351) 234 305 699  
geral@aleluia.pt

[www.aleluia.pt](http://www.aleluia.pt)

CATÁLOGO ARTISAN | EDIÇÃO: 1 | REVISÃO: 1 | DATA: NOVEMBRO 2017



Unidade de Ilhavo